


DCDC MO

Bidirectional isolated DCDC converter
 Commercial & Off-Highway applications
 400V and 800V battery compliant
 Battery charger / LV network supply
 Total output power 6kW/300A



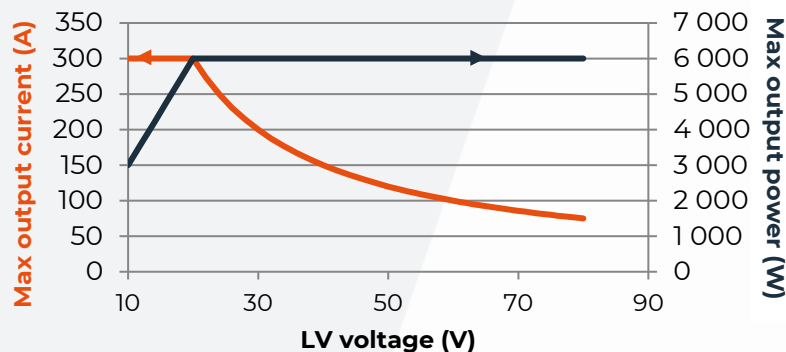
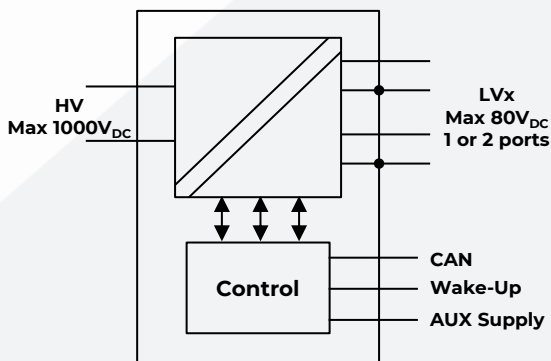
KEY FEATURES

- > **Wide HV range: Up to 1000*V_{DC}**
- > **Wide LV range: Up to 80V_{DC} (CLASS B1 ISO6469-3)**
- > **Single or Dual LV ports configuration**
- > **CAN Bootloader & Remote Communication**
- > **Liquid-Cooling (LC)**
- > **HV bus pre-charge**
- > **Best-in-class power density**
- > **Weight: <4kg**

TECHNICAL SPECIFICATION

HV side	
Voltage	Up to 1000*V _{DC}
LV side	
LV ports configuration	Single or Dual
Voltage	Up to 80V _{DC} (set by CAN)
Static precision	1%
Current limit	0 to 300A (set by CAN)
Current limit accuracy	<3% at full scale
Short-circuit protection	Current regulation at setpoint value down to 0V
Continuous power	6000W
Line + load regulation	10% for 0-100% step load in 100μs (without battery)
Efficiency	
Global efficiency	> 94%
Environment	
Environmental protection	IP68 IP6K9K
Altitude	Up to 4000m (12000 ft)
Cooling	Liquid temperature 65°C max
Operating temperature range	From -40°C to 80°C ambient
Storage temperature range	From -40°C to 100°C
Weight	TBC

*For higher voltage, please refer to BrightLoop



BrightLoop Converters

221 Boulevard Davout
 75020 Paris – France
 Tel +33 1 83 62 63 59

www.brightloop.fr

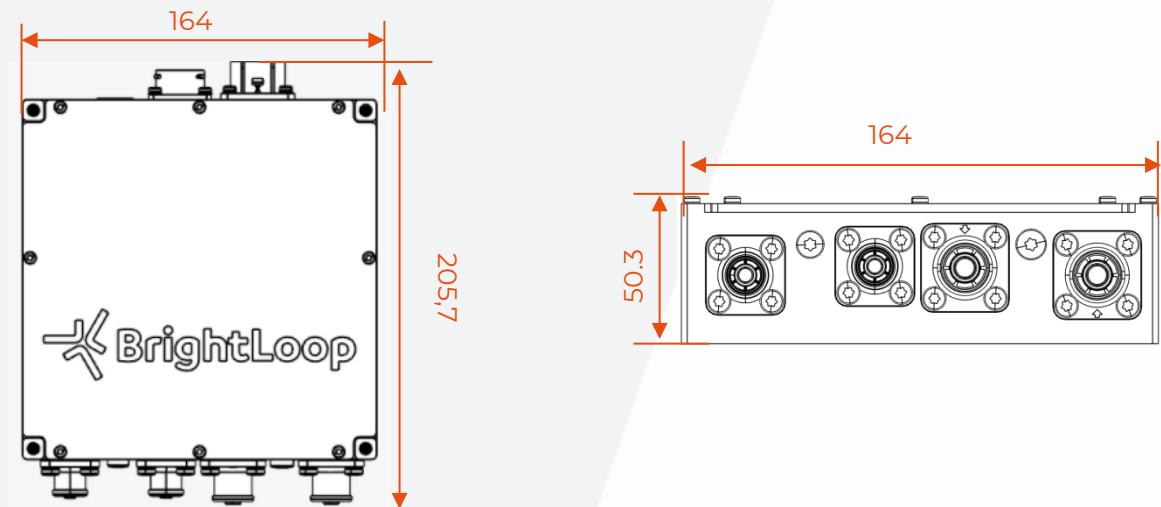


DCDC MO

TECHNICAL SPECIFICATION

CAN Interface	
Bus speed	125Kbps to 1Mbps (set by CAN)
Conversion modes	HV -> LV
	LV -> HV
	LV <-> LV (in dual LV configuration)
Controls	LV current limit (1A resolution)
	HV current limit (0.1A resolution)
	LV voltage setpoint (0.015V resolution)
	HV voltage setpoint (1V resolution)
Monitoring	Power ON/OFF for each LV port
	DC/DC Status and errors
Identification	Voltages, currents, temperatures measurements
	Software & Hardware revision
	Bootloader for CAN software update
Conformity & approval	
HV/LV insulation	4000V _{DC} Reinforced isolation (tested 60 sec.)
Safety	EN 62368-1
	ECE R100
Approvals	ISO26262 (ASIL B)
	ECE R10
	LV124
Mechanical	
Dimensions	164x205.7x50.3mm (TBC)
Housing	Aluminum with conductive anti-corrosion treatment
HV Connector	Amphenol PL082X-61-2.5 (with security loop)
LV Connectors	Amphenol SurLok Plus 5,7mm & 8mm
Signals Connector	Souriau UTS 6JC 12E 14S
Cooling Connector	12mm nominal diameter (customizable)

OUTLINE DRAWING



Dimensions in mm

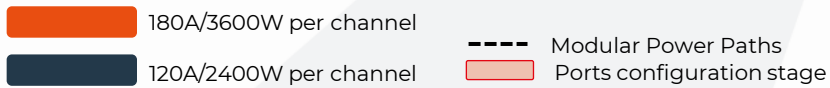
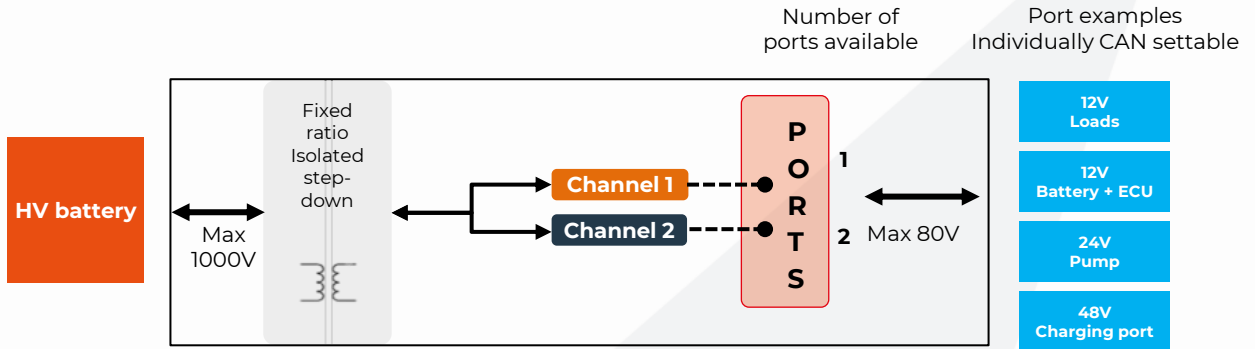
BrightLoop Converters

221 Boulevard Davout
75020 Paris – France
Tel +33 1 83 62 63 59

www.brightloop.fr



Ordering code logic



1 – Product family		2 – Package size	
DCDC	Isolated DCDC converter	M	Medium
3 – Product line		4 – Number of ports on LV side	
O	Optimum	S	Single
		D	Dual
5 – Cooling option			
LC	Liquid-Cooling		

V22.03

BrightLoop Converters

221 Boulevard Davout
75020 Paris – France
Tel +33 1 83 62 63 59

www.brightloop.fr

